


Access *WheresTheBus*TM (www.WheresTheBus.com)

- **Smartphone, Tablet, iPod (iOS or Android):** make sure to Add to Home Screen (see next section), to get immediate, one-touch access
- **PC Browser:** mark as a Favorite and remember password

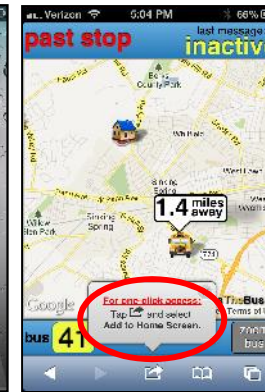
Enable one-touch access (web-app)

Setup is simple and important for when you are on the go (no login required).

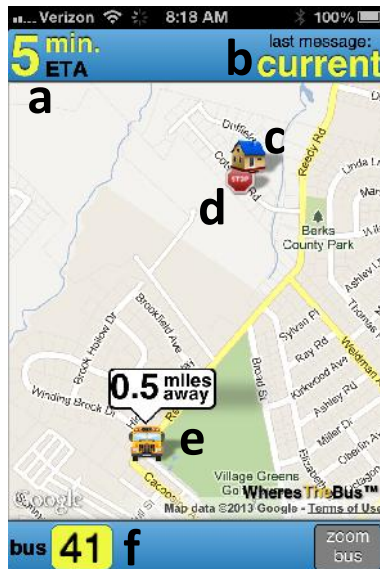
- 1) Log in at www.WheresTheBus.com
- 2) Touch  (for iOS) or Menu (for Android)
- 3) Select Add to Home Screen



Instant access



Easy setup



*WheresTheBus*TM Screen Overview

- Arrival Status:** Estimated time of arrival (ETA) is displayed when bus arrival time can be predicted. When a prediction is unavailable, use the bus location and distance from your stop.
- Last Message:** "current" is displayed when bus data has been received in the last minute. If updates are not received, the bus is likely stopped at a school or layover or inactive (no messages in the last 15 minutes).
- Your House:** represented by home icon.
- Your Bus Stop:** represented by stop sign icon.
- Bus Location & Distance:** represented by bus icon and distance.
- Bus #:** Click on the bus # to switch between buses (if multiple). If bus 36 were subbing for bus 41, it would be displayed as 36(41).